

CSI Canadian Scientific

The Future of Laboratory Design

QuickShip

PRODUCT CATALOGUE IN ASSOCIATION WITH  **AMS**
AIR MASTER SYSTEMS



Need Assistance?

Scan the QR code or visit
canadianscientific.ca/contact-us
to connect with our team





Table of Contents

Terms and Conditions.....	Page 3
Colours and Pulls.....	Page 5
Cabinets.....	Page 7
Fillers.....	Page 11
Specialty Cabinets.....	Page 13
Tables and Benches.....	Page 15
Custom Phenolic.....	Page 18
Fume Hoods.....	Page 20
Fume Hood Accessories	Page 21



Table of Contents

Terms and Conditions.....	Page 3
Colours and Pulls.....	Page 5
Cabinets.....	Page 7
Fillers.....	Page 11
Specialty Cabinets.....	Page 13
Tables and Benches.....	Page 15
Custom Phenolic.....	Page 18
Fume Hoods.....	Page 20
Fume Hood Accessories	Page 21

Terms and Conditions

Part Numbers

All Quick Ship orders must utilize specified QS part numbers available in the Quick Ship catalogue. Configurations outside of what is displayed on the Quick Ship program specification sheets are not available under the Quick Ship lead times.

Purchase Orders

For Quick Ship processing, please submit items on separate purchase order and clearly indicate “AMS Quick Ship”. Purchase orders must include correct part numbers, pricing, reference a quote number if applicable, contain accurate contact information, and have a suitable address for material delivery. Do not combine Quick Ship and non Quick Ship items on the same purchase order. If an order is received with both standard and Quick Ship line items, the Quick Ship items will be broken out as a separate sales order and scheduled to ship separately. This additional step may delay processing.

Quantities

Large orders may be subject to limitations on the quantities. Any orders above that quantity will be treated as a standard order and standard lead times will apply.

Pricing

For pricing on Quick Ship items please contact info@canadianscientific.ca.

Lead Times

Quick Ship orders will ship within 20 business days as calculated from the time of sales order confirmation. All ship dates are estimated, and 20 day lead times do not include weekends or holidays.

Change Orders

Change orders and order cancellations cannot be accepted once a Quick Ship order is processed by Canadian Scientific.

Freight and Shipping

Orders will ship complete based on longest lead-time item. Quick Ship orders will ship within 20 business days as calculated from the time of sales order confirmation, and freight will be arranged through the dealer.

Returns

No returns, exchanges, or restocking can be accepted for Quick Ship items. All sales are final.

Terms and Conditions

Disclaimer

Canadian Scientific reserves the right to modify this program at any time.

Warranty

Standard Air Master Systems warranties applies to Quick Ship items.

Epoxy Powder Coat

Canadian Scientific currently offers AMS Petal White, Light Neutral, Model Grey, and Wedgewood Blue as our standard Quick Ship powder coat colours. See next page for colours.

Phenolic Resin Surfaces

Surfaces will have finished edges on all visible sides including a chamfer along the top on all sides. All phenolic surfaces are 1" thick and black. See next page for colour. Phenolic for shelving brackets is 3/4" thick and black.

Pulls

Standard pull option on Quick Ship is a stainless steel wire pull with magnetic catches. Locks are not an option on Quick Ship Cabinets.




Receive immediate confirmations and shipping quotes within 24 hours. Our reputable network of global manufacturing locations and local fulfillment centers ensures rapid shipment of reliable parts and products.


Colours & Pulls

These representations of our standard colours may vary from actual finished products. If colour match is critical, actual samples on metal can be supplied upon request. Special match colours can be supplied when specified. Please contact CSI for pricing information.


CASEWORK COLOURS (EPOXY POWDER COAT)



PHENOLIC SURFACES COLOUR



PULLS



CSi



CASEWORK

Cabinets

Standing height base cabinets are 34.75" high and 23.00" deep. Units are available in various widths as shown. Standard units feature 4"H toe kicks, stainless steel wire pulls and 100 lb. full extension soft close slides as standard. Door units feature a single shelf as standard.



SINGLE DOOR & DRAWER CABINETS



- QS-SB3518-110L
- QS-SB3518-110R
- QS-SB3524-110L
- QS-SB3524-110R

Available Colours: ○ ● ● ● ●

DOUBLE DOOR & DRAWER CABINETS



- QS-SB3530-220
- QS-SB3536-220
- QS-SB3548-220

Available Colours: ○ ● ● ● ●

4 FULL DRAWER CABINETS



- QS-SB3518-040
- QS-SB3524-040

Available Colours: ○ ● ● ● ●

DOUBLE DOOR CABINETS



- QS-SB3530-200
- QS-SB3536-200
- QS-SB3548-200

Available Colours: ○ ● ● ● ●

BLIND CORNER CABINETS



- QS-SB3548-LHDLPN
- QS-SB3548-RHDRPN

Available Colours: ○ ● ● ● ●

TALL CABINET



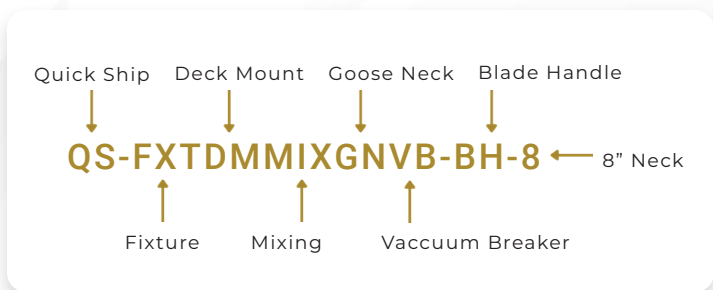
- QS-SF8436-2SH

*Includes 5 Shelves

Available Colours: ○ ● ● ● ●

Sink Cabinets

Standing height base cabinets are 34.75" high and 23.00" deep. Units are available as inset doors with various widths as shown. Stainless steel wire pulls as standard.



ISLAND SINK CABINETS



QS-SB3552-200-SI
 QS-SB3558-200-SI

Available Colours:

DOUBLE DOOR SINK CABINETS



QS-SB3530-200-S
 QS-SB3536-200-S
 QS-SB3548-200-S

Available Colours:

ADA SINK CABINET



QS-SADAKSC36

Available Colours:

SINGLE DOOR SINK CABINETS



QS-SB3212-100-SR*
 QS-SB3512-100-SR
 QS-SB3524-100-SR

NOTE: ONLY AVAILABLE IN RH DOOR

*ADA HEIGHT (32")

Available Colours:

DECK MOUNT FAUCET



QS-FXTDMMIXGNVB-BH-8

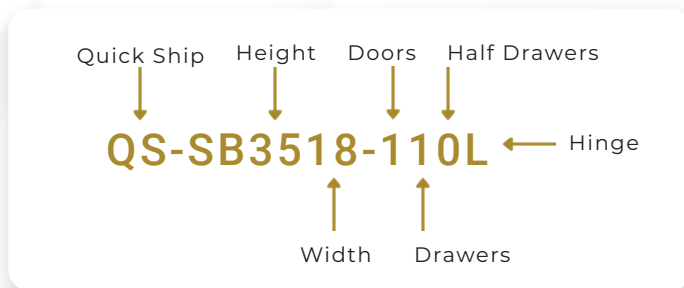


Sink Catalogue Available

Contact info@canadianscientific.ca for details.

Cabinets

Upper wall cabinets are 30" high and 13" deep. Units are available in various widths as shown. Stainless steel wire pulls as standard. Upper wall cabinets feature 2 adjustable shelves as standard. Mobile cabinets are 27" high and 23" deep, only available in 24" width and stainless steel wire pulls as standard. All mobile cabinets come with 3" wheel casters. All mobile cabinets with drawers come tip-resistant with counter-weight.



WALL CABINETS SINGLE DOOR



QS-SW3018-1SHL
 QS-SW3018-1SHR
 QS-SW3024-1SHL
 QS-SW3024-1SHR

*Includes 2 Shelves

Available Colours: ○ ● ● ● ●

WALL CABINETS DOUBLE DOOR



QS-SW3030-2SH
 QS-SW3036-2SH
 QS-SW3048-2SH

*Includes 2 Shelves

Available Colours: ○ ● ● ● ●

MOBILE DRAWER CABINET



QS-SMB2724-030

*TOP NOT INCLUDED
 See Below: Mobile Cabinet - Phenolic Top

Available Colours: ○ ● ● ● ●

MOBILE DOOR/DRAWER CABINETS



QS-SMB2724-110L
 QS-SMB2724-110R

*TOP NOT INCLUDED
 See Below: Mobile Cabinet - Phenolic Top

Available Colours: ○ ● ● ● ●

MOBILE CABINETS - PHENOLIC TOP



QS-PHE-MOD-2423-0.75BC

Available Colour: ●

Casework Accessories

Quick Ship Height Two pieces

↓ ↓ ↓

QS-SKSP3536-2P

↑ ↑

Panel Width

Quick Ship Shelf Depth Bracket Depth

↓ ↓ ↓

QS-WSK-1330-12B

↑ ↑ ↑

Wall Shelf Width Bookend

END PEDESTALS



QS-SEP3202-23*
QS-SEP3502-23

*ADA Height (32")

Available Colours: ○ ● ● ● ●

WALL STANDARDS



QS-MTS1136

*Part Number contains 1 Upright

*Slots hold 2 brackets

Available Colours: ○ ● ● ● ●

KNEE SPACE PANELS



QS-SKSP3530
QS-SKSP3536
QS-SKSP3530-2P
QS-SKSP3536-2P

Available Colours: ○ ● ● ● ●

WALL SHELVES



QS-WSK-1330-12B
QS-WSK-1336-12B
QS-WSK-1348-12B

*13" deep means 1" rear extension

Available Colours: ○ ● ● ● ●

KNEE SPACE RAILS



QS-SKSR0430
QS-SKSR0436

Available Colours: ○ ● ● ● ●

SHELF BRACKET



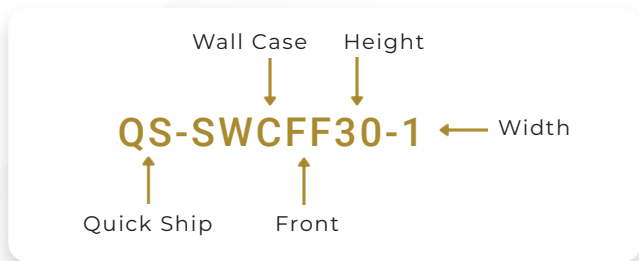
QS-SE-12

*1 Pair of 12"D Brackets

Available Colours: ○ ● ● ● ●

Fillers

Base cabinet filler panels are available at 34.75" high. Note: AMS base cabinets are 23.00" deep.



WALL CABINET CORNER FILLER



QS-SWCCF0-0-13

Available Colours:

WALL CABINET FRONT C-FILLERS



QS-SWCCFF30-1
QS-SWCCFF30-2
QS-SWCCFF30-3

Available Colours:

C-FILLERS



QS-SCF35-1
QS-SCF35-2
QS-SCF35-6
QS-SCF35-12

Available Colours:

REAR FILLERS



QS-SLF32-6*
QS-SLF35-6
QS-FSAS-SLF35-6.625

*ADA HEIGHT (32") OPTION AVAILABLE
For ACID and FLAM Cabinets Only.

Available Colours:

FRONT FILLERS



QS-SFFL35-1
QS-SFFL35-7

Available Colours:

CORNER FILLER



QS-SICF35-5-SJ

*Includes slip joints
Filler is 2.5" on each side

Available Colours:

SLIP JOINT



QS-SSJ-35

Available Colours:

Cabinet Finished Backs

Finished backs can be applied to a multitude of cabinets. The height, width, and depth must match the cabinet that the finished back is to be applied to. If you do not want a toe kick on your unit be sure to put the suffix “NTK” at the end of the part number.




FINISHED BACKS - NO TOE KICK



QS-CFB3530-6-NTK
 QS-CFB3536-6-NTK
 QS-CFB3548-6-NTK

Available Colours: ○ ● ○ ●

FINISHED BACKS - W/ TOE KICK



QS-CFB3552-6
 QS-CFB3558-6

Available Colours: ○ ● ○ ●



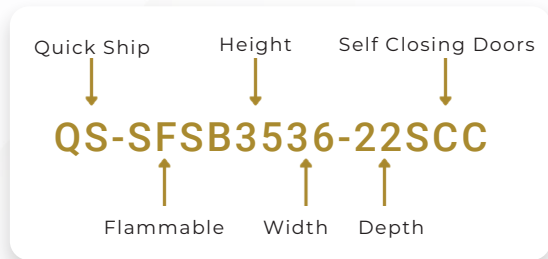
Pictured: 36" Double Door and Drawer Base Cabinets (QS-SB3536-220) x2, Phenolic Surface Material, 36" Double Door Wall Cabinets x3 (QS-SW3036-2SH), Knee Space Panels (QS-SKSP3536-2P), Knee space Rail (QS-SKSR0436) and L-Fillers x2 (QS-SLF-35-6).



Pictured: 36" Double Door Sink Cabinet (QS-SB3536-200-S), 36" Double Door and Drawer Base Cabinet (QS-SB3536-220), 36" Double Door Wall Cabinet (QS-SW3036-2SH), Phenolic surface material, Bowl Sink (QS-CS-D55), Faucet (QS-FXTDMMIXGNVB-BH-8), and L-Fillers x2 (QS-SLF-35-6).

Specialty Cabinets

All specialty storage cabinets are a depth of 22.375". Made of reinforced steel with a hi-tech performance polymer alloy coating, which provides 100% coverage against corrosion. Flammable storage cabinets are reinforced steel and insulated. All Flammable cabinets have synchronized self closing doors.



SINGLE DOOR FLAMMABLE CABINET



QS-SFSB3524-22SCCL

NOTE: ONLY AVAILABLE IN LH DOOR
*SELF CLOSING DOORS

Available Colours:

SINGLE DOOR ACID CABINET



QS-SASB3524-22R-CORROSIVES

NOTE: ONLY AVAILABLE IN RH DOOR

Available Colours:

DOUBLE DOOR FLAMMABLE CABINETS



QS-SFSB3530-22SCC
QS-SFSB3536-22SCC
QS-SFSB3548-22SCC

*SELF CLOSING DOORS

Available Colours:

DOUBLE DOOR ACID CABINETS



QS-SASB3530-22-CORROSIVES
QS-SASB3536-22-CORROSIVES
QS-SASB3548-22-CORROSIVES

Available Colours:



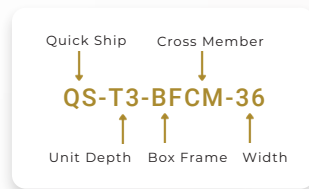
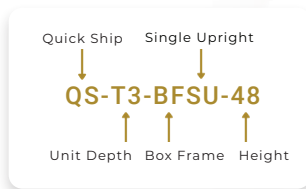
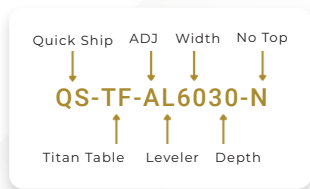
CSi



TABLES+BENCHES

Tables and Benches

Table Frames (TF) and Workbenches (TWB) come standard at 30" deep, with widths of 48", 60" and 72". As standard, this 1000 lb. capacity table has hanging rails installed for future suspended cabinet installation. Height adjustments range from 30" to 38", in 1" increments.



TITAN TABLES



QS-TF-AL6030-N
 QS-TF-AL7230-N

*TOP NOT INCLUDED
 See Product: Phenolic Surface - Table

Available Colours:

TITAN WORKBENCHES



QS-TWB-AL4830-N
 QS-TWB-AL6030-N
 QS-TWB-AL7230-N

*TOP NOT INCLUDED
 See Product: Phenolic Surface - Bench

Available Colours:

TITAN BOX FRAMES (T3)



QS-T3-BFCM-36
 QS-T3-BFCM-48
 QS-T3-BFCM-60
 QS-T3-BFSU-48

Available Colours:

TITAN BOX FRAMES (T12)



QS-T12-BFCM-36
 QS-T12-BFCM-48
 QS-T12-BFCM-60
 QS-T12-BFSU-48

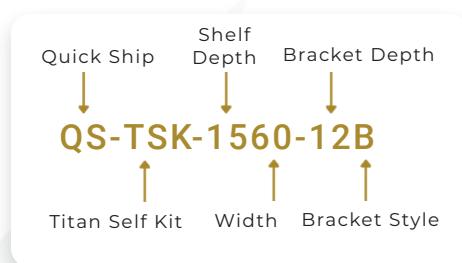
Available Colours:



Need assistance choosing the right product or part? Give us a call at (226) 780-4793 or email info@canadianscientific.ca.

Tables and Benches

Titan Shelf Kits are available in two styles: Bookend (B) and Inverted (U). The brackets are compatible with all Titan Box Frames and Titan Work Benches, and kit widths should match the width of the unit they are paired with. We offer 1", 3", and 6" extended shelf kits to accommodate a range of storage needs.



BENCH SHELVING 13"D



QS-TSK-1336-12B
 QS-TSK-1348-12B
 QS-TSK-1360-12B

12" D with a 1" Rear Extension

Available Colours:

BENCH SHELVING 15"D



QS-TSK-1548-12B
 QS-TSK-1560-12B
 QS-TSK-1572-12B

12" D with a 3" Rear Extension

Available Colours:

BENCH SHELVING 18"D



QS-TSK-1848-12B
 QS-TSK-1860-12B
 QS-TSK-1572-12B

12" D with a 6" Rear Extension

Available Colours:

BENCH SHELVING INVERTED BRACKET

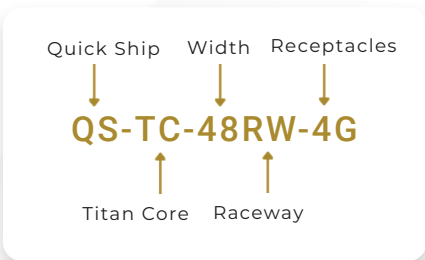


QS-TSK-1548-12U
 QS-TSK-1560-12U
 QS-TSK-1572-12U

Available Colours:

Bench Accessories

Adjustable Raceways are compatible with titan box frames and work benches. Each unit includes brackets and a cord that exits cleanly from the bottom right for easy cable management. Phenolic resin surfaces are pre-cut and finished to fit on our Benches, Tables, Mobile Cabinets, and even shelving when paired with our shelf brackets.



Note: Surfaces will have finished edges on all visible sides including a chamfer along the top edge. Phenolic surfaces are 1" thick and black. Phenolic for shelving brackets and mobile cabinet tops is 3/4" thick and black.

RACEWAYS



- QS-TC-48RW-4G
- QS-TC-60RW-5G
- QS-TC-72RW-6G

*6 Foot cord exits out bottom right.

*5-20P NEMA Plug

Available Colours: ○ ● ● ● ●


PHENOLIC SURFACES - BENCH



- QS-PHE-TW1-4830-1.00BC
- QS-PHE-TW1-6030-1.00BC
- QS-PHE-TW1-7230-1.00BC

Available Colour: ●

SERVICE PLATES



Plumbing cutout Electrical cutout

- QS-TB-CP-3P
- QS-TB-CP-3G

(3) Electrical (G) and (3) Plumbing (P) cutouts.

*Electrical and plumbing not included

Available Colours: ○ ● ● ● ●


PHENOLIC SURFACES - TABLE



- QS-PHE-TAB-4830-1.00BC
- QS-PHE-TAB-6030-1.00BC
- QS-PHE-TAB-7230-1.00BC

Available Colour: ●

CEILING SERVICE PANEL



- QS-CSPA-24X24-4E8P

*24x24 Tile.

(4) Electrical (E) and (8) Plumbing (P) cutouts.

*Electrical and plumbing not included

Available Colours: ○ ● ● ● ●

PHENOLIC SHELVING



- QS-PHE-SHE-2813-0.75BC
- QS-PHE-SHE-3413-0.75BC
- QS-PHE-SHE-4613-0.75BC
- QS-PHE-SHE-4415-0.75BC
- QS-PHE-SHE-5615-0.75BC
- QS-PHE-SHE-6815-0.75BC

Available Colour: ●

Custom Phenolic Surfaces

Custom phenolic surfaces available. Can be cut to any size. Max Resistance² is a duromer high pressure laminate (HPL), produced in laminate presses, under high pressure at high temperature, in accordance with EN 438-4, type CGS. With scientifically developed, double-cured polyurethane acrylic coating, Max Resistance² stands up to the toughest tests. Unaffected by solvents, most acids and the harshest chemicals. Easy to clean, easy to disinfect and at the same time wear and scratch resistant, this innovative material significantly extends the life cycle of your laboratory work surface.

AVAILABLE THICKNESSES

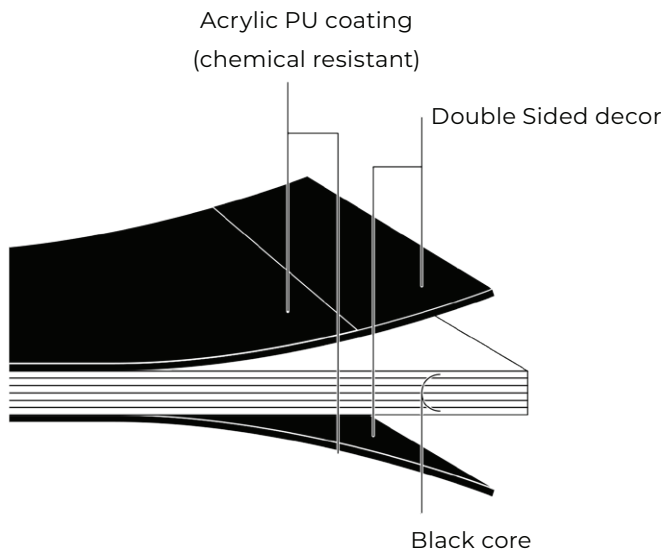
Available in thicknesses of 1" or 3/4".

Max Resistance²

OF 3670 x 1630 6 / 13 / 16 / 19 / 20 / 25 mm

Format		
OF	3670 x 1630mm	144-1/2 x 64-3/16 in

STRUCTURE



100% SUSTAINABLE CORE PAPER

Our phenolic is made with a sustainable design and by using recycled wood and recycled paper, we use and reuse natural resources for as long as possible. Kraft paper is produced from 100% recycled paper.

CSi



HOODS+ACCESSORIES

Fume Hoods

The Solution Hood, designed to handle a multitude of applications. Its streamlined posts and radius airfoil, along with a 36-inch high viewing area, offer a softer look than conventional fume hoods. The hood passed NIH, EPA and ASHRAE 110 testing by a third party. The hood can be used in both CV and VAV designs. Epoxy work surface with 2 sink cutout locations is included with GFI receptacles and a light switch as standard.

SOLUTION HOODS



QS-SOL-48
QS-SOL-60
QS-SOL-72

Available Colours:



Pictured: 60" L x 30" D Solution Hood (QS-SOL-60) with Double Door Sink Cabinets x2 (QS-SB3530-200-S), Air Flow Alarm (QS-TEL-500), L-Fillers x2 (QS-SLF35-6)



Fume Hood Accessories

Equip your fume hood with additional cup sinks, fixtures, and airflow alarms.



REMOTE FAUCETS



QS-FXTCWGN
QS-FXTCWGNVB
QS-FXTCWDS

*DS = Down Spout

*QS-FXTCWGNVB Shown.

VALVES



QS-FXTAIR
QS-FXTGAS
QS-FXTNIT
QS-FXTVAC

ALARM



QS-TEL500

SWITCH



QS-BLSW

CUP SINK



QS-CS36

* 3" x 6"

Available Colour: ●



Need Assistance?

Scan the QR code or visit
canadianscientific.ca/contact-us
to connect with our team







CSI Canadian Scientific

The Future of Laboratory Design

 info@canadianscientific.ca

 +1 (226) 780-4793

 canadianscientific.ca

AMS

