












































Model #	Model Image	Description & Options
<p>L414 with convertible swing / rigid gooseneck</p>		<p style="text-align: center;">WaterSaver L414 Hot & Cold Water Mixing Faucet, Deck Mounted</p> <p>Options: L411 same as L414 except with rigid only gooseneck L412 same as L414 except with swing only gooseneck BO055 aerator (add -55 to fixture model # in place of standard serrated hose end) BH 4" blade handles (add -BH to fixture model # in place of standard 4 arm handles) 8 8" gooseneck (add -8 to fixture model # in place of standard 6" gooseneck)  Fixture cut sheet</p>
<p>L414VB with convertible swing / rigid gooseneck</p>		<p style="text-align: center;">WaterSaver L414VB Hot & Cold Water Mixing Faucet, Deck Mounted with Vacuum Breaker</p> <p>Options: L411VB same as L414VB except with rigid only gooseneck L412VB same as L414VB except with swing only gooseneck BO055 aerator (add -55 to fixture model # in place of standard serrated hose end) BH 4" blade handles (add -BH to fixture model # in place of standard 4 arm handles) 8 8" gooseneck (add -8 to fixture model # in place of standard 6" gooseneck)  Fixture cut sheet</p>
<p>L614 with convertible swing / rigid gooseneck</p>		<p style="text-align: center;">WaterSaver L614 Single Water Faucet, Deck Mounted</p> <p>Options: L611 same as L614 except with rigid only gooseneck L612 same as L614 except with swing only gooseneck BO055 aerator (add -55 to fixture model # in place of standard serrated hose end) BH 4" blade handles (add -BH to fixture model # in place of standard 4 arm handles) 8 8" gooseneck (add -8 to fixture model # in place of standard 6" gooseneck) Handle Orientation required for L611VB rigid gooseneck -RH (standard right side handle). -180° (back side handle), -LH (left side handle)  Fixture cut sheet</p>
<p>L614VB with convertible swing / rigid gooseneck</p>		<p style="text-align: center;">WaterSaver L614VB Single Water Faucet, Deck Mounted with Vacuum Breaker</p> <p>Options: L611VB same as L614VB except with rigid only gooseneck L612VB same as L614VB except with swing only gooseneck BO055 aerator (add -55 to fixture model # in place of standard serrated hose end) BH 4" blade handles (add -BH to fixture model # in place of standard 4 arm handles) 8 8" gooseneck (add -8 to fixture model # in place of standard 6" gooseneck) Handle Orientation required for L611VB rigid gooseneck -RH (standard right side handle). -180° (back side handle), -LH (left side handle)  Fixture cut sheet</p>
<p>L2214 with convertible swing / rigid gooseneck</p>		<p style="text-align: center;">WaterSaver L2214 Hot & Cold Water Mixing Faucet, Deck Mounted</p> <p>Options: L2211 same as L2214VB except with rigid only gooseneck L2212 same as L2214VB except with swing only gooseneck BO055 aerator (add -55 to fixture model # in place of standard serrated hose end) BH 4" blade handles (add -BH to fixture model # in place of standard 4 arm handles) 8 8" gooseneck (add -8 to fixture model # in place of standard 6" gooseneck)  Fixture cut sheet</p>
<p>L2214VB with convertible swing / rigid gooseneck</p>		<p style="text-align: center;">WaterSaver L2214VB Hot & Cold Water Mixing Faucet, Deck Mounted with Vacuum Breaker</p> <p>Options: L2211VB same as L2214VB except with rigid only gooseneck L2212VB same as L2214VB except with swing only gooseneck BO055 aerator (add -55 to fixture model # in place of standard serrated hose end) BH 4" blade handles (add -BH to fixture model # in place of standard 4 arm handles) 8 8" gooseneck (add -8 to fixture model # in place of standard 6" gooseneck)  Fixture cut sheet</p>

<p>L4200-131WSA</p>		<p align="center">WaterSaver L4200-131WSA Ball Valve Assembly, Deck Mounted</p> <p>Options: L4200-132AWSA same as L4200-131WSA with 2 valves at 90 degrees L4200-132SWSA same as L4200-131WSA with 2 valves at 180 degrees L4200-133WSA same as L4200-131WSA with 3 valves L4200-134WSA same as L4200-131WSA with 4 valves Fixture Indexing Add (AIR, CO2, GAS, VAC, etc.) symbol to part number for Color Coded Index Buttons  Fixture cut sheet</p>
<p>L4200-158WSA</p>		<p align="center">WaterSaver L4200-158WSA Ball Valve Assembly, Panel Mounted</p> <p>Options: L4200-141WS same as L4200-158WSA except with 2 valves in panel mounted wye fitting BI136-02-08R 2-1/2" long shank, locknut & washer assembly included with L4200-158WSA - for use with sheet metal and other thin panel material BI136-03-08R 3-1/2" long shank, locknut & washer assembly - for use with 1" thick back splash and other thick back splash material  Fixture cut sheet</p>
<p>L684 with convertible swing / rigid gooseneck</p>		<p align="center">WaterSaver L684 Pure Water Faucet, Tin-Lined Brass, Deck Mounted, Self-Closing White Nylon Handle with PW Index</p> <p>Options: L681 same as L684 except with rigid only gooseneck L682 same as L684 except with swing only gooseneck VB vacuum breaker (add -L100TL to fixture model # to add an integral vacuum breaker) BO055 aerator (add -55 to fixture model # in place of standard serrated hose end) BH 4" blade handles (add -BH to fixture model # in place of standard 4 arm handles) - specify P032 White PW Index Button 8 8" gooseneck (add -8 to fixture model # in place of standard 6" gooseneck) Handle Orientation required for L681 rigid gooseneck -RH (standard right side handle). -180° (back side handle), -LH (left side handle)  Fixture cut sheet</p>
<p>L7837</p>		<p align="center">WaterSaver L7837 Recirculating Pure Water Faucet, Polypropylene-Lined, Deck Mounted</p> <p>Options: L7837PVDF same as L7837 except with Polyvinylidene Difluoride "PVDF" Internal Lining  Fixture cut sheet</p>
<p>PR411</p>		<p align="center">WaterSaver PR411 Pre-Rinse Unit, Deck Mounted</p> <p>Options: PR411-110 same as PR411 except with L110 Vacuum Breaker BH 4" blade handles (add -BH to fixture model # in place of standard 4 arm handles)  Fixture cut sheet</p>
<p>PR1020</p>		<p align="center">WaterSaver PR1020 Pre-Rinse Unit, Deck Mounted, 8' Reinforced PVC Hose</p> <p>Options: PR1020VB same as PR1020 except with L110 Vacuum Breaker PR1020FSH same as PR1020 except with 8 foot stainless steel braided hose PR1020FSH-VB same as PR1020FSH except with L110 Vacuum Breaker  Fixture cut sheet</p>

BO188		<p style="text-align: center;">WaterSaver BO188 Keyed Quick Connects</p> <p>Options: Click on the Fixture cut sheet for information on body & plug connectors and hose options  Fixture cut sheet</p>
LABORATORY SAFETY FIXTURES ONLINE SELECTION		
EW1022		<p style="text-align: center;">WaterSaver EW1022 Eye Wash/Drench Hose Unit, Deck Mounted</p> <p>Options: DC stainless steel spray head dust covers FSH flexible stainless steel hose in place of the standard PVC hose HG undercounter hose guide bracket to prevent hose from tangling or binding VB in-line vacuum breaker for installation between valve and spray head TMV AP3600 thermostatic mixing valve  Fixture catalog & cut sheet</p>
FE750P		<p style="text-align: center;">WaterSaver FE750P Eye/Face Wash, Wall Mounted, High Visibility Orange ABS plastic bowl</p> <p>Options: FE750 same as FE750P except with stainless steel bowl DC stainless steel spray head dust covers GRN green ABS plastic bowl YEL yellow ABS plastic bowl HS auxiliary hand-held drench hose for rinsing eyes, face or body T chrome plated brass tailpiece and trap with 1-1/2" IPS waste connection TMV AP3600 thermostatic tepid water mixing valve  Fixture catalog & cut sheet</p>
SS950P		<p style="text-align: center;">WaterSaver SS950P Safety Station with Eye/Face Wash, Plastic Bowl, High Visibility Orange Polyethylene Covers</p> <p>Options: SS950 same as SS950P except with a stainless steel bowl GC powder coated (orange, yellow, red or green) finish on galvanized pipe and fittings FC20 regulates shower flow rate to 20 GPM GRN green ABS plastic bowl YEL yellow ABS plastic bowl SSH stainless steel shower head AP275-100 electric light and alarm horn to summon assistance when safety station is activated AP250-015 modesty curtain for mounting on safety station SS950HFC same as SS950P except with a stainless steel bowl and additional foot control TMV AP3800 thermostatic tepid water mixing valve  Fixture catalog & cut sheet  Fixture Parts / O&M sheets</p>
AP3600		<p style="text-align: center;">WaterSaver AP3600 Tempering Valve, 6 Gallon Capacity</p> <p>Options: AP3602 same as AP3600 except valve is installed in surface mounted stainless steel cabinet AP3607 same as AP3600 except valve is installed in recess mounted stainless steel cabinet  Fixture catalog & cut sheet  Fixture Parts / O&M sheets</p>
SSBF2150		<p style="text-align: center;">WaterSaver SSBF2150 Recessed Safety Station with Drain Pan, Exposed Shower Head (Ceiling Mount)</p> <p>Options: PCC polished chrome plated brass shower supply nipple AP250-065 Modesty curtain AP280-235 electric light and alarm horn (shown on images) TMV AP3800 thermostatic tepid water mixing valve  Fixture catalog & cut sheet  Fixture Parts / O&M sheets</p>

<p>AP3800</p>		<p style="text-align: center;">WaterSaver AP3800 Tempering Valve, 44 Gallon Capacity</p> <p>Options: AP3602 same as AP3600 except valve is installed in surface mounted stainless steel cabinet AP3607 same as AP3600 except valve is installed in recess mounted stainless steel cabinet</p> <p> Fixture catalog & cut sheet</p>
LABORATORY ELECTRICAL FIXTURES ONLINE SELECTION		
<p>E400 Series</p>		<p style="text-align: center;">WaterSaver E400 Series Single Gang, Double Face, Deck Mount Electrical Pedestal Assembly</p> <p>Options: E400WS wrinkle black epoxy powder-coated standard finish (shown in image) E400SA-WS satin brushed aluminum finish E400PB-WS polished bright aluminum finish E300WS Series single gang, single face, deck mount electrical pedestal</p>
<p>E600 Series</p>		<p>WaterSaver E600 Series Double Gang, Double Face, Deck Mount Electrical Pedestal Assembly</p> <p>Options: E600WS wrinkle black epoxy powder-coated standard finish E600SA-WS satin brushed aluminum finish E600PB-WS polished bright aluminum finish (shown in image) E500WS Series double gang, single face, deck mount electrical pedestal</p>

For additional information on WaterSaver Faucet, please [click here](http://www.wsflab.com) to consult our partner web site at [wsflab.com](http://www.wsflab.com)